

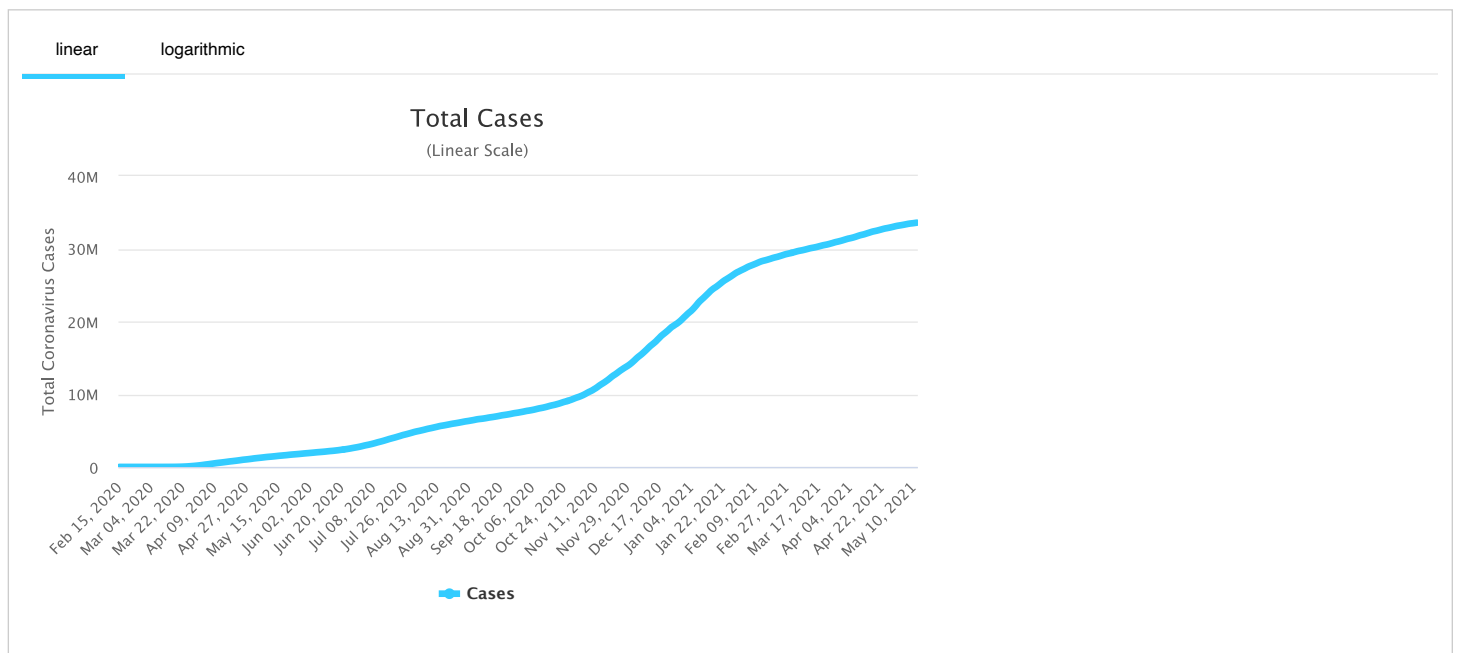
#	USA State	Total Cases	New Cases	Total Deaths	New Deaths	Total Recovered	Active Cases	Tot Cases/ 1M pop	Deaths/ 1M pop	Total Tests
	USA Total	33,586,136		597,785		26,620,229	6,368,122	101,468	1,806	461,4
1	<u>California</u> (/coronavirus/usa/california/)	3,763,777		62,470		2,007,184	1,694,123	95,256	1,581	62,3
2	<u>Texas</u> (/coronavirus/usa/texas/)	2,927,710		51,014		2,791,372	85,324	100,970	1,759	29,1
3	<u>Florida</u> (/coronavirus/usa/florida/)	2,278,549		35,897		1,865,556	377,096	106,089	1,671	28,2
4	<u>New York</u> (/coronavirus/usa/new-york/)	2,126,667		53,122		1,578,880	494,665	109,320	2,731	53,2
5	<u>Illinois</u> (/coronavirus/usa/illinois/)	1,359,748		24,640		1,245,140	89,968	107,305	1,944	23,5
6	<u>Pennsylvania</u> (/coronavirus/usa/pennsylvania/)	1,183,747		26,771		1,073,118	83,858	92,466	2,091	13,4
7	<u>Georgia</u> (/coronavirus/usa/georgia/)	1,112,297		20,432		951,724	140,141	104,761	1,924	9,0

#	USA State	Total Cases	New Cases	Total Deaths	New Deaths	Total Recovered	Active Cases	Tot Cases/ 1M pop	Deaths/ 1M pop	Total Tests
8	<a href="#">Ohio (/coronavirus/usa/ohio/)</a>	1,087,182		19,441		1,039,854	27,887	93,008	1,663	12,7
9	<a href="#">New Jersey (/coronavirus/usa/new-jersey/)</a>	1,009,093		25,882		819,177	164,034	113,609	2,914	13,9
10	<a href="#">North Carolina (/coronavirus/usa/north-carolina/)</a>	986,443		12,830		950,929	22,684	94,054	1,223	12,7
11	<a href="#">Michigan (/coronavirus/usa/michigan/)</a>	970,376		19,528		703,746	247,102	97,165	1,955	13,8
12	<a href="#">Arizona (/coronavirus/usa/arizona/)</a>	870,624		17,430		833,837	19,357	119,612	2,395	4,8
13	<a href="#">Tennessee (/coronavirus/usa/tennessee/)</a>	855,587		12,296		834,705	8,586	125,284	1,801	7,7
14	<a href="#">Indiana (/coronavirus/usa/indiana/)</a>	731,810		13,445		695,092	23,273	108,703	1,997	10,0
15	<a href="#">Massachusetts (/coronavirus/usa/massachusetts/)</a>	699,187		17,712		664,790	16,685	101,442	2,570	22,1
16	<a href="#">Virginia (/coronavirus/usa/virginia/)</a>	668,147		10,934		55,390	601,823	78,278	1,281	9,4
17	<a href="#">Wisconsin (/coronavirus/usa/wisconsin/)</a>	604,378		6,935		589,477	7,966	103,802	1,191	3,4
18	<a href="#">Missouri (/coronavirus/usa/missouri/)</a>	591,430		9,470		530,887	51,073	96,364	1,543	7,1
19	<a href="#">Minnesota (/coronavirus/usa/minnesota/)</a>	590,436		7,333		573,350	9,753	104,694	1,300	9,5
20	<a href="#">South Carolina (/coronavirus/usa/south-carolina/)</a>	585,601		9,603		N/A	N/A	113,737	1,865	7,6
21	<a href="#">Alabama (/coronavirus/usa/alabama/)</a>	531,751		10,997		509,800	10,954	108,450	2,243	2,6
22	<a href="#">Colorado (/coronavirus/usa/colorado/)</a>	526,687		6,546		403,743	116,398	91,459	1,137	2,9
23	<a href="#">Louisiana (/coronavirus/usa/louisiana/)</a>	463,997		10,463		N/A	N/A	99,810	2,251	7,1
24	<a href="#">Maryland (/coronavirus/usa/maryland/)</a>	454,271		8,879		10,395	434,997	75,140	1,469	9,9
25	<a href="#">Oklahoma (/coronavirus/usa/oklahoma/)</a>	450,543		6,878		442,072	1,593	113,861	1,738	4,0
26	<a href="#">Kentucky (/coronavirus/usa/kentucky/)</a>	450,541		6,630		52,023	391,888	100,845	1,484	6,3
27	<a href="#">Washington (/coronavirus/usa/washington/)</a>	420,386		5,666		204,165	210,555	55,206	744	6,7

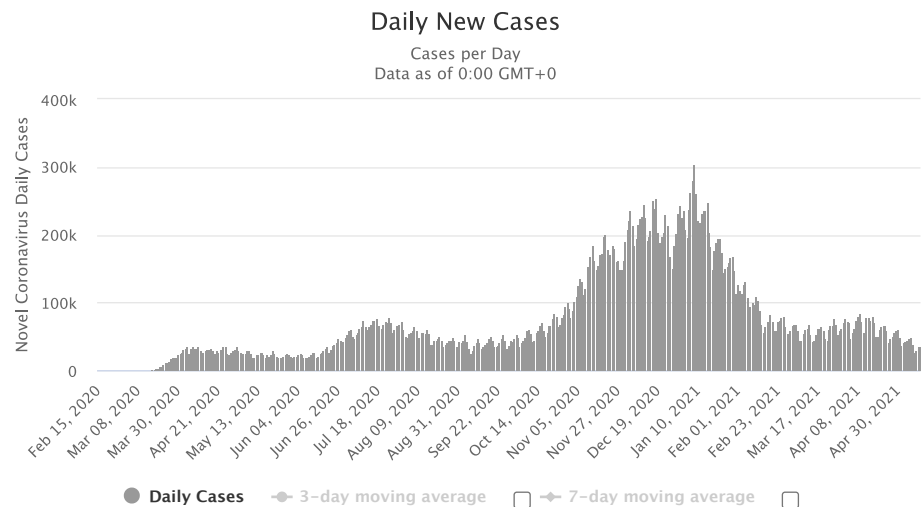
#	USA State	Total Cases	New Cases	Total Deaths	New Deaths	Total Recovered	Active Cases	Tot Cases/ 1M pop	Deaths/ 1M pop	Total Tests
28	<a href="#">Utah (/coronavirus/usa/utah/)</a>	401,251		2,249		391,323	7,679	125,158	702	4,7
29	<a href="#">Iowa (/coronavirus/usa/iowa/)</a>	398,580		5,994		353,098	39,488	126,330	1,900	4,9
30	<a href="#">Connecticut (/coronavirus/usa/connecticut/)</a>	344,141		8,161		311,642	24,338	96,525	2,289	8,9
31	<a href="#">Arkansas (/coronavirus/usa/arkansas/)</a>	338,043		5,777		330,172	2,094	112,016	1,914	3,5
32	<a href="#">Nevada (/coronavirus/usa/nevada/)</a>	319,714		5,515		296,173	18,026	103,798	1,790	3,2
33	<a href="#">Mississippi (/coronavirus/usa/mississippi/)</a>	314,147		7,244		303,371	3,532	105,555	2,434	2,7
34	<a href="#">Kansas (/coronavirus/usa/kansas/)</a>	311,338		5,029		299,607	6,702	106,867	1,726	1,3
35	<a href="#">Nebraska (/coronavirus/usa/nebraska/)</a>	222,088		2,257		N/A	N/A	114,809	1,167	1,0
36	<a href="#">New Mexico (/coronavirus/usa/new-mexico/)</a>	200,232		4,111		185,385	10,736	95,493	1,961	3,3
37	<a href="#">Oregon (/coronavirus/usa/oregon/)</a>	193,014		2,558		161,464	28,992	45,762	606	4,8
38	<a href="#">Idaho (/coronavirus/usa/idaho/)</a>	189,586		2,064		109,237	78,285	106,088	1,155	1,3
39	<a href="#">West Virginia (/coronavirus/usa/west-virginia/)</a>	157,215		2,748		147,751	6,716	87,724	1,533	2,8
40	<a href="#">Rhode Island (/coronavirus/usa/rhode-island/)</a>	150,252		2,696		9,101	138,455	141,833	2,545	4,1
41	<a href="#">South Dakota (/coronavirus/usa/south-dakota/)</a>	123,518		1,988		120,526	1,004	139,622	2,247	4
42	<a href="#">Montana (/coronavirus/usa/montana/)</a>	110,317		1,595		107,575	1,147	103,218	1,492	1,3
43	<a href="#">North Dakota (/coronavirus/usa/north-dakota/)</a>	108,763		1,502		106,485	776	142,722	1,971	4
44	<a href="#">Delaware (/coronavirus/usa/delaware/)</a>	106,455		1,644		97,871	6,940	109,323	1,688	7
45	<a href="#">New Hampshire (/coronavirus/usa/new-hampshire/)</a>	97,093		1,322		94,369	1,402	71,407	972	2,2
46	<a href="#">Alaska (/coronavirus/usa/alaska/)</a>	66,491		347		57,981	8,163	90,891	474	2,1
47	<a href="#">Maine (/coronavirus/usa/maine/)</a>	64,748		798		N/A	N/A	48,168	594	2,5

#	USA State	Total Cases	New Cases	Total Deaths	New Deaths	Total Recovered	Active Cases	Tot Cases/1M pop	Deaths/1M pop	Total Tests
48	<a href="#">Wyoming (/coronavirus/usa/wyoming/)</a>	58,893		712		57,655	526	101,757	1,230	7
49	<a href="#">District Of Columbia (/coronavirus/usa/district-of-columbia/)</a>	48,336		1,115		34,284	12,937	68,489	1,580	1,5
50	<a href="#">Hawaii (/coronavirus/usa/hawaii/)</a>	33,376		489		N/A	N/A	23,573	345	1,5
51	<a href="#">Vermont (/coronavirus/usa/vermont/)</a>	23,651		252		21,709	1,690	37,903	404	1,6
52	Puerto Rico	256,990		2,395		116,994	137,601	75,877	707	4
53	Guam	8,061		139		7,831	91			1
54	United States Virgin Islands	3,236		27		3,125	84			1
55	Northern Mariana Islands	170		2		N/A	N/A			
56	American Samoa	4				3	1			
57	US Military	291,757		348		278,457	12,952			
58	Veteran Affairs	257,915		11,933		242,787	3,195			3,5
59	Federal Prisons	54,963		238		53,035	1,690			1
60	Navajo Nation	30,662		1,285		29,265	112			2
61	Grand Princess Ship	122		7		115	0			
62	Wuhan Repatriated	3				3	0			
63	Diamond Princess Ship	46				46	0			
	<b>Total:</b>	<b>33,586,136</b>		<b>597,785</b>		<b>26,620,229</b>	<b>6,368,122</b>	<b>101,468</b>	<b>1,806</b>	<b>461,4</b>

## Total Coronavirus Cases in the United States

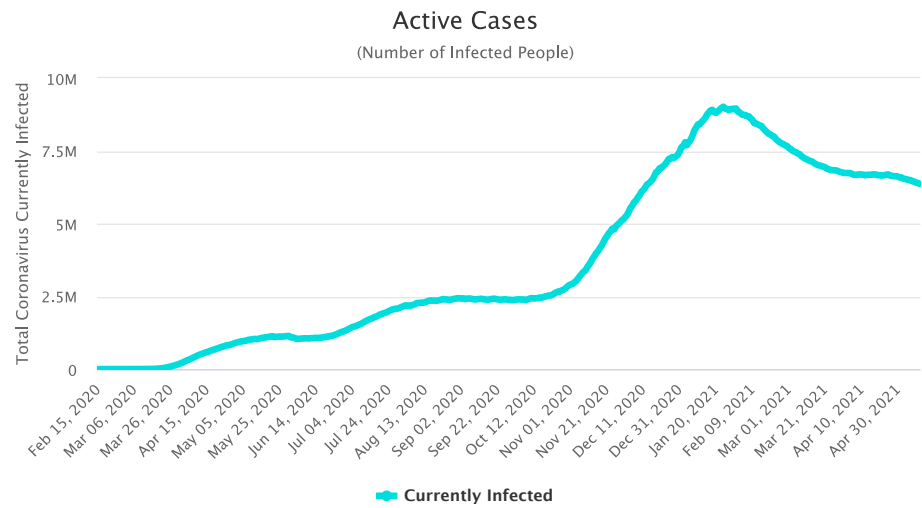


# Daily New Cases in the United States



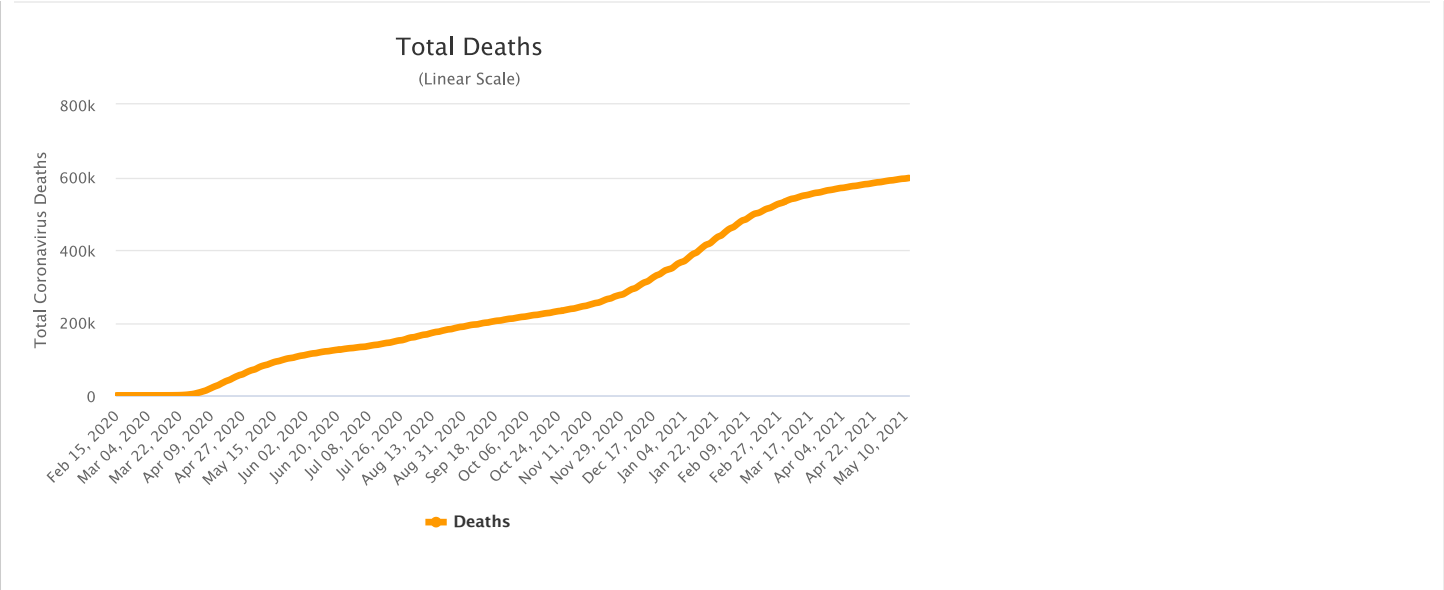
See also: [Daily Deaths Graph](#)

# Active Cases in the United States

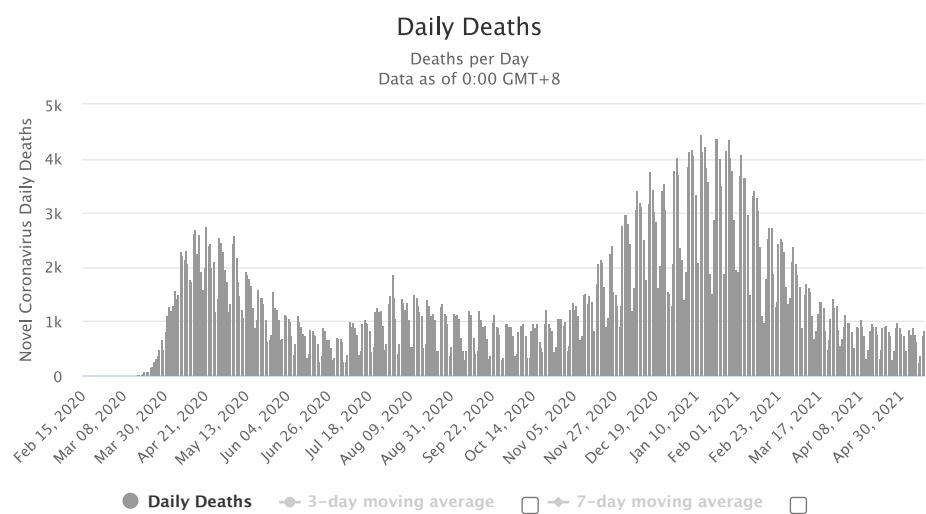


# Total Coronavirus Deaths in the United States





## Daily New Deaths in the United States



See also: [Daily Cases Graph](#)

## Latest News

May 12 (GMT)

### Updates

- 35,816 new cases and 841 new deaths in [the United States \(/coronavirus/country/us/\)](#)
- May 11
- May 10
- May 9

# Historical account of the initial stages of the epidemic in the United States

Content:

- First 20 cases in the United States
- Progression of first suspected cases
- Timeline of initial events
- Sources for the historical account

## First 20 cases in the United States

Information collected on the first 20 domestic cases (not including repatriated cases and Diamond Princess cruise ship evacuee cases) is presented in the table below:

State	Cases	Sex	Age	Date	Case #	Location	Source
Oregon	1			Feb. 29	17 <sup>th</sup>	Washington C.	
Washington	2			Feb. 29	18, 19 <sup>th</sup>		
	1	M	30s	Jan. 21	1 <sup>st</sup>	Snohomish	[7]
Illinois	1			Mar. 1	20 <sup>th</sup>		
	1	M	60s	Jan. 30	6 <sup>th</sup>	Chicago	[12]
	1	F	60s	Jan. 24	2 <sup>nd</sup>	Chicago	[8]
California	2	unkn.	unkn.	Jan. 26	3 <sup>rd</sup> , 4 <sup>th</sup>	Orange C., L.A.	[9]
	1	M	adult	Jan. 31	7 <sup>th</sup>	Santa Clara C.	[17][18]
	1	F	unkn.	Feb. 2	9 <sup>th</sup>	Santa Clara C.	
	1	M	57	Feb. 2	10 <sup>th</sup>	San Benito C.	
	1	F	57	Feb. 2	11 <sup>th</sup>	San Benito C.	
	1		65	Feb. 28	16 <sup>th</sup>	Santa Clara C.	
	1			Feb. 21	13 <sup>th</sup>	Humboldt C.	
	1			Feb. 21	14 <sup>th</sup>	Sacramento C.	
	1			Feb. 26	15 <sup>th</sup>	[Northern California]	
Massachusetts	1	M	20s	Feb. 1	8 <sup>th</sup>	Boston	[16]
Arizona	1	unkn.	student	Jan. 26	5 <sup>th</sup>	Maricopa County	
Wisconsin	1			Feb. 5	12 <sup>th</sup>	Madison	

## Patients Under Investigation (PUI) in the United States

CDC in the early stages released information regarding the number of cases and people under investigation that was updated regularly on Mondays, Wednesdays, and Fridays. Below we provide the historical reports that we were able to gather in order to track the progression in the number of suspected cases and US states involved through time in the initial stages

As of Feb. 10:

<i>Number of U.S. States with PUI</i>	<i>36</i>
<b>Positive</b>	<b>12</b>
Negative	318
<b>Pending</b> (specimens awaiting testing)	<b>68</b>
<b>TOTAL</b>	<b>398</b>

As of Feb. 7:

<i>Number of U.S. States with PUI</i>	<i>36</i>
<b>Positive</b>	<b>12</b>
Negative	225
<b>Pending</b> (specimens awaiting testing)	<b>100</b>
<b>TOTAL</b>	<b>337</b>

As of Feb. 5:

<i>Number of U.S. States with PUI</i>	<i>36</i>
<b>Positive</b>	<b>11</b>
Negative	206
<b>Pending</b> (specimens awaiting testing)	<b>76</b>
<b>TOTAL</b>	<b>293</b>

As of Feb. 3:

<i>Number of U.S. States with PUI</i>	<i>36</i>
<b>Positive</b>	<b>11</b>
Negative	167
<b>Pending</b> (specimens awaiting testing)	<b>82</b>
<b>TOTAL</b>	<b>260</b>

As of January 31:

<i>Number of U.S. States with PUI</i>	<i>36</i>
<b>Positive</b>	<b>6</b>
Negative	114
<b>Pending</b> (specimens awaiting testing)	<b>121</b>
<b>TOTAL</b>	<b>241</b>

Previously, as of January 29, there were 92 suspected cases awaiting testing.

<i>Number of U.S. States with PUI</i>	<i>36</i>
<b>Positive</b>	<b>5</b>
Negative	68
<b>Pending</b> (specimens awaiting testing)	<b>92</b>
<b>TOTAL</b>	<b>165</b>



# Timeline of Events

-  On January 31, HHS declared Coronavirus a Public Health Emergency in the US (<https://www.hhs.gov/about/news/2020/01/31/secretary-azar-declares-public-health-emergency-us-2019-novel-coronavirus.html>)  
As of Jan. 31, the Wuhan coronavirus is officially a public health emergency in the United States, Alex Azar, secretary of the US Department of Health and Human Services (HHS), announced at a White House press briefing.
-  On Jan. 31, the U.S. Centers for Disease Control and Prevention (CDC) **issued a federal quarantine for 14 days** affecting the 195 American evacuees from Wuhan, China. Starting Sunday, Feb. 2, U.S. citizens, permanent residents and immediate family who have visited China's Hubei province will undergo a **mandatory 14 days quarantine** and, if they have visited other parts of China, they would be screened at airports and asked to self-quarantine for 14 days. The last time the CDC had issued a quarantine was over 50 years ago in the 1960s, for smallpox.
-  President Donald Trump signed an order on Jan. 31 for the U.S. to **deny entry to foreign nationals who traveled to China** within the preceding two weeks, aside from the immediate family of U.S. citizens.
- On Jan. 30, the CDC had confirmed the **first case of person to person transmission in the U.S.:** <sup>[12]</sup> the husband of the Chicago, Illinois case who had returned from Wuhan, China on Jan. 13 and who tested positive for the virus on Jan. 24).
- CDC stated on Jan. 30 that "It is likely there will be more cases of 2019-nCoV reported in the U.S. in the coming days and weeks, including more person-to-person spread."<sup>[12]</sup>
- The virus had been confirmed in **5 states**.
- On Jan. 31, **New York City** health officials vehemently denied the rumor regarding a coronavirus case in the city <sup>[13]</sup>. On Feb. 1, however, the city's health commissioner did report that there was a test being performed on a person under 40 who had returned from China, developed matching symptoms, and tested negative to the seasonal flu.
- **Most US patients had recently visited Wuhan.**
- All of the first five U.S. cases were described as **mild**.
- A study on the first US case of novel coronavirus detailed mild symptoms followed by pneumonia ([https://www.cnn.com/2020/01/31/health/washington-coronavirus-study-nejm/index.html?utm\\_term=link&utm\\_medium=social&utm\\_content=2020-02-01T00](https://www.cnn.com/2020/01/31/health/washington-coronavirus-study-nejm/index.html?utm_term=link&utm_medium=social&utm_content=2020-02-01T00))

## U.S. Airlines suspended ALL flights between the U.S. and China

On Friday, January 31, Delta, American and United announced they would temporarily suspend all of their mainland China flights in response to the coronavirus outbreak.<sup>[14]</sup>

Prior to this January 31 announcement:

- **UNITED AIRLINES**  
on Jan. 28 had announced it would cut 24 flights between the U.S. and China for the first week of February.
- **AMERICAN AIRLINES**  
on Jan. 29 had announced it would suspend flights from Los Angeles to Shanghai and Beijing from Feb. 9 through March 27, 2020. It will maintain its flight schedules (10 daily A/R) from Dallas-Fort Worth to Shanghai and Beijing, as well as from Los Angeles and Dallas-Fort Worth to Hong Kong.
- **DELTA**  
had not adjusted its schedule of direct flights from the U.S. to China. It is the only airline with direct flights to not take action so far.

The White House was considering issuing a ban on flights between the United States and China, as of late Jan. 28<sup>[11]</sup>. Italy has announced on January 31 that it was suspending all flights to and from China following the first 2 cases of coronavirus in Italy.

## Travel Alert: Do Not Travel to China

- The U.S. State Department on January 30 issued a **Level 4: Do Not Travel to China Alert** (<https://travel.state.gov/content/travel/en/traveladvisories/traveladvisories/china-travel-advisory.html>) <sup>[4]</sup> (the highest level of alert).
- Previously, on January 29, the advisory was set at a lower "Level 3: Reconsider Travel" advising not to travel to Hubei Province: (Level 4) and reconsider travel to the remainder of China (Level 3).
- The CDC on Jan. 28 issued a Level 3 Warning (<https://wwwnc.cdc.gov/travel/notices/warning/novel-coronavirus-china>), recommending that travelers **avoid all nonessential travel to China** <sup>[5]</sup>.

Screening incoming passengers at 20 airports in the U.S.

On January 17, the CDC announced that 3 airports in the United States would begin screening incoming passengers from China: SFO, JFK, and LAX <sup>[6]</sup> Other 2 airports were added subsequently, and on January 28, the U.S. Department of Health and Human Services (HHS) announced that 15 additional U.S. airports (bringing the total to 20) would begin screening incoming travelers from China.

Below is the complete list of airports where screening for the 2019 Novel Coronavirus (2019-nCoV) is in place:

- Los Angeles International (LAX)
- San Francisco International (SFO)
- Chicago O'Hare
- New York JFK
- Atlanta Hartsfield-Jackson International
- Houston George Bush Intercontinental
- Dallas-Fort Worth International
- San Diego International
- Seattle-Tacoma International
- Honolulu International
- Anchorage Ted Stevens International
- Minneapolis-St. Paul International
- Detroit Metropolitan
- Miami International
- Washington Dulles International
- Philadelphia International
- Newark Liberty International
- Boston Logan International
- El Paso International
- Puerto Rico's San Juan Airport

## Sources for the historical account

1. Novel Coronavirus (2019-nCoV) situation reports (<https://www.who.int/emergencies/diseases/novel-coronavirus-2019/situation-reports/>) - World Health Organization (<https://www.who.int/>) (WHO)
2. 2019 Novel Coronavirus (2019-nCoV) in the U.S (<https://www.cdc.gov/coronavirus/2019-ncov/cases-in-us.html>) - U.S. Centers for Disease Control and Prevention (<https://www.cdc.gov/>) (CDC)
3. Symptoms of Novel Coronavirus (2019-nCoV) (<https://www.cdc.gov/coronavirus/2019-ncov/about/symptoms.html>) - CDC
4. China Travel Advisory (<https://travel.state.gov/content/travel/en/traveladvisories/traveladvisories/china-travel-advisory.html>) - U.S. State Department, accessed January 31, 2020.
5. Novel Coronavirus in China - Warning - Level 3, Avoid Nonessential Travel (<https://wwwnc.cdc.gov/travel/notices/warning/novel-coronavirus-china>) - CDC, January 28, 2020.
6. Public Health Screening to Begin at 3 U.S. Airports for 2019 Novel Coronavirus ("2019-nCoV") (<https://www.cdc.gov/media/releases/2020/p0117-coronavirus-screening.html>) - CDC January 17, 2020
7. First Travel-related Case of 2019 Novel Coronavirus Detected in United States (<https://www.cdc.gov/media/releases/2020/p0121-novel-coronavirus-travel-case.html>) - CDC, January 21, 2020
8. Second Travel-related Case of 2019 Novel Coronavirus Detected in United States (<https://www.cdc.gov/media/releases/2020/p0124-second-travel-coronavirus.html>) - CDC, January 24, 2020
9. CDC confirms additional cases of 2019 Novel Coronavirus in United States (<https://www.cdc.gov/media/releases/2020/s0126-coronavirus-new-cases.html>) - CDC, January 26, 2020
10. 2019 Novel Coronavirus (2019-nCoV) in the U.S. (<https://www.cdc.gov/coronavirus/2019-ncov/cases-in-us.html>) - CDC, Updated January 29, 2020

11. White House considers ban on flights to China amid coronavirus outbreak (<https://eu.usatoday.com/story/travel/news/2020/01/28/white-house-considers-ban-china-flights-amid-coronavirus-outbreak/4602839002/>) - USA Today, Jan. 28, 2020
12. CDC Confirms Person-to-Person Spread of New Coronavirus in the United States (<https://www.cdc.gov/media/releases/2020/p0130-coronavirus-spread.html>) - CDC Press Release, Jan. 30, 2020
13. NYC Officials Deny Report Of Coronavirus Amid Confusion (<https://www.forbes.com/sites/sergeiklebnikov/2020/01/31/nyc-officials-deny-report-of-coronavirus-amid-confusion/#351e47b5652c>) - Forbes, Jan. 31, 2020
14. Delta, American, United to suspend all China mainland flights as coronavirus crisis grows (<https://eu.usatoday.com/story/travel/2020/01/31/coronavirus-china-flight-ban-delta-cuts-all-flights-white-house/4620989002/>) - USA Today, Jan. 31, 2020
15. Secretary Azar Declares Public Health Emergency for United States for 2019 Novel Coronavirus (<https://www.hhs.gov/about/news/2020/01/31/secretary-azar-declares-public-health-emergency-us-2019-novel-coronavirus.html>) - U.S. Department of Health and Human Services (HHS), Jan. 31, 2020
16. Man returning from Wuhan, China is first case of 2019 Novel Coronavirus confirmed in Massachusetts (<https://www.mass.gov/news/man-returning-from-wuhan-china-is-first-case-of-2019-novel-coronavirus-confirmed-in>) - Massachusetts Department of Public Health, Feb. 1, 2020
17. County of Santa Clara Public Health Department Reports First Case of Novel (new) Coronavirus (<https://www.sccgov.org/sites/phd/news/Pages/novel-coronavirus-1-31-2020.aspx>) - Santa Clara County Public Health, Jan. 31, 2020
18. Coronavirus: First case confirmed in Santa Clara County (<https://www.mercurynews.com/2020/01/31/santa-clara-coronavirus/>) - Mercury News, Jan. 31, 2020





---

worldometer (/)

[about \(/about/\)](#) | [faq \(/faq/\)](#) | [languages \(/languages/\)](#) | [contact \(/contact/\)](#) | [report coronavirus cases \(/report\\_us/\)](#)



[\(/newsletter-subscribe/\)](#)



[\(/https://twitter.com/Worldometers\)](https://twitter.com/Worldometers)



[\(/https://www.facebook.com/Worldometers.info\)](https://www.facebook.com/Worldometers.info)